



NAPLAN Online

2024

What is NAPLAN?

The National Assessment Program –Literacy and Numeracy (NAPLAN) is an annual national assessment for all students in Years 3, 5, 7, and 9.

Purpose of the Tests

- To collect data from the population of Years 3, 5, 7 and 9 students for reporting to parents/carers and schools for systematic reporting.
- To provide schools, education authorities and governments with information about how education programs are working and whether students are achieving educational outcomes in literacy and numeracy.

What is Tested?

NAPLAN assesses literacy and numeracy skills that students are learning through their regular school curriculum.

The following areas of literacy are assessed:

- Writing
- Reading
- Language conventions

In numeracy, the content areas assessed are:

- Number and Algebra
- Measurement and Geometry
- Statistics and Probability.

Writing

Year 3 students will complete a paper writing test – hand written.

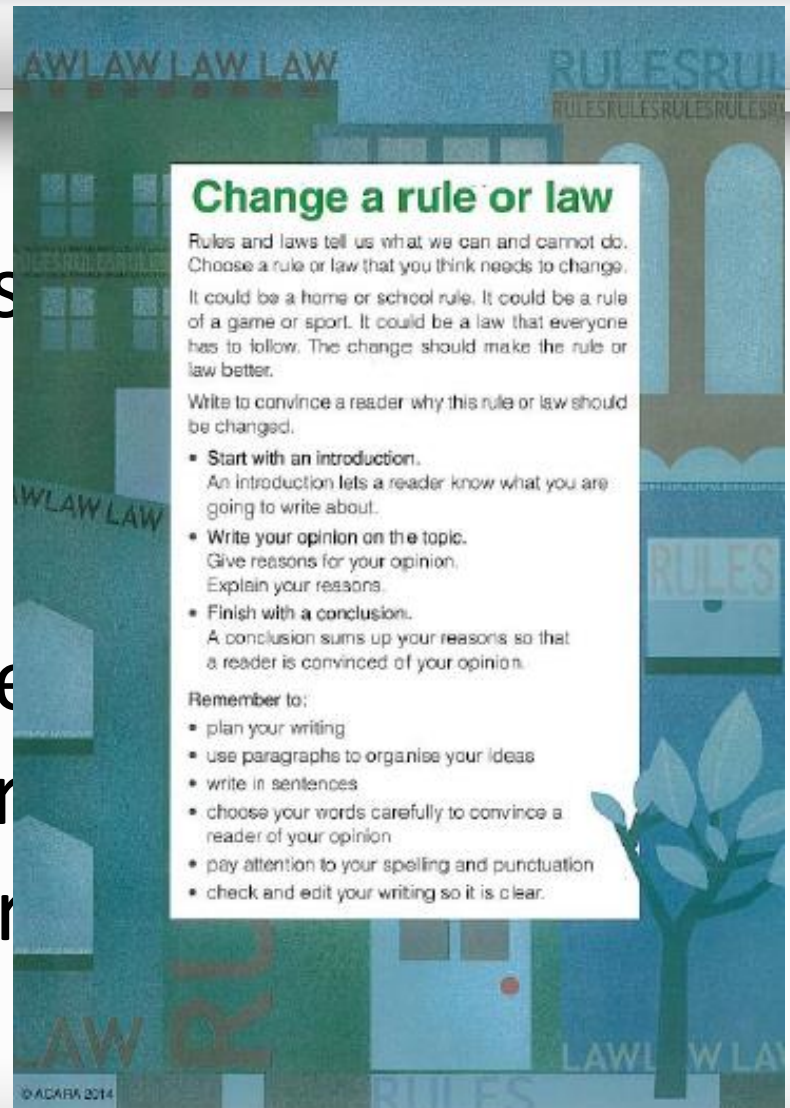
Year 5 students will complete an online writing test – typing.

NAPLAN Online is not a test of keyboard skills.

Writing – Persuasive Text

Students write a persuasive text to a given stimulus.

They are assessed on the organisation of ideas, structure of sentences and use of correct punctuation.



Change a rule or law

Rules and laws tell us what we can and cannot do. Choose a rule or law that you think needs to change. It could be a home or school rule. It could be a rule of a game or sport. It could be a law that everyone has to follow. The change should make the rule or law better.

Write to convince a reader why this rule or law should be changed.

- **Start with an introduction.**
An introduction lets a reader know what you are going to write about.
- **Write your opinion on the topic.**
Give reasons for your opinion.
Explain your reasons.
- **Finish with a conclusion.**
A conclusion sums up your reasons so that a reader is convinced of your opinion.

Remember to:

- plan your writing
- use paragraphs to organise your ideas
- write in sentences
- choose your words carefully to convince a reader of your opinion
- pay attention to your spelling and punctuation
- check and edit your writing so it is clear.

© ADARA 2014

Writing –Narrative Text

Stud

to a

They

orga

sent

punc

The Box

Today you are going to write a narrative or story.

The idea for your story is "The Box".

What is inside the box? How did it get there?
Is it valuable? Perhaps it is alive!

The box might reveal a message or something that
was hidden.

What happens in your story if the box is opened?

Think about:

- the characters and where they are
- the complication or problem to be solved
- how the story will end.

Remember to:

- plan your story before you start
- write in sentences
- pay attention to the words you choose,
your spelling and punctuation, and paragraphs
- check and edit your writing when you have finished.

Image of box © Curriculum Corporation, on behalf of the Ministerial Council on Education, Employment,
Training and Youth Affairs, 2009; background © iStockphoto.com/Bjorn Kindler.



Language Conventions

Students identify and correct spelling errors and answer questions on aspects of grammar and punctuation.

Reading

Students read a number of short texts and answer questions to show understanding of the texts.

Numeracy

Students solve problems across:

- number
- algebra
- pattern
- measurement
- chance and data
- space

Assessment and Reporting

- Students receive a statement of performance in relation to the national minimum standards.
- NAPLAN tests are one aspect of the school's assessment and reporting process, and do not replace the ongoing assessment and reporting made by teachers about each student's performance.

NAPLAN Online - 2023



Students



Staff



Schools

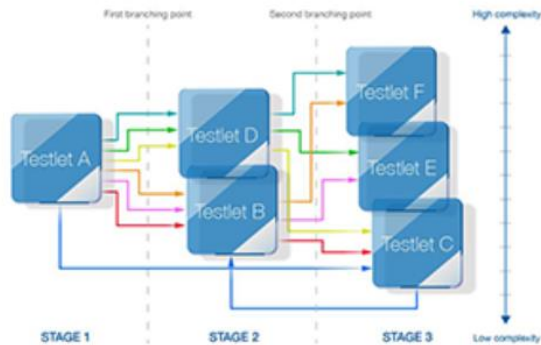


A better assessment for all

A more engaging assessment experience for all students.



Tailored test design




Tailored testing provides students with items that adapt to their knowledge and understandings.

Engaging for students

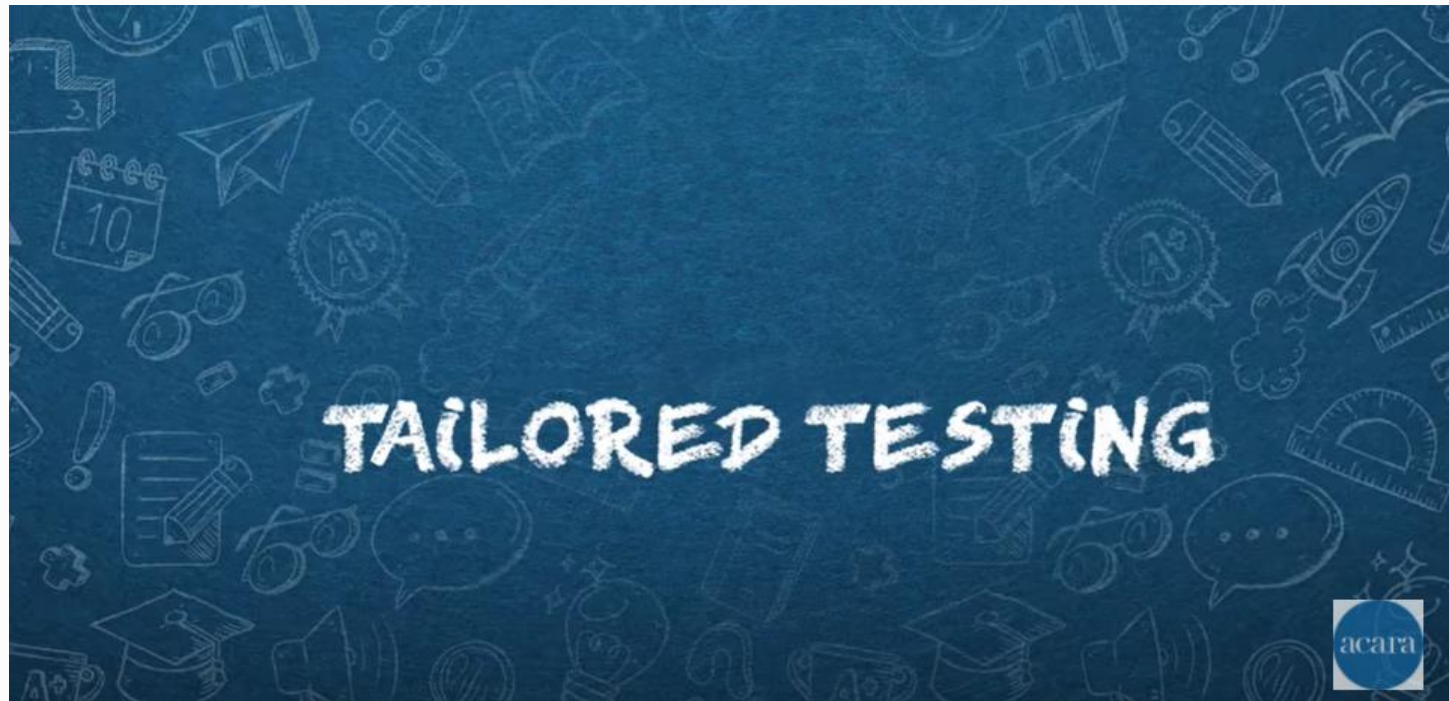


ACARA research and trials indicate that students engage well with online tests that adapt to their level of achievement.

Educational adjustments




Adjustments are provided for students with disability to support access to NAPLAN tests and encourage maximum participation.



Effectively supporting teaching and learning.



More precise results



Teaching and learning in a digital world



A decorative graphic consisting of several overlapping, semi-transparent circles and arcs in shades of blue, green, and yellow, creating a dynamic, wave-like pattern.

What will a student experience?

This video demonstrates a trial version of the national assessment platform.
Some features may change.



FAQs



What will happen if the device stops working during the test?

Can students use paper to work out or plan answers?

Will students with limited keyboard skills be disadvantaged in the writing tests?

What is automated essay scoring?

Will the expanded test window lead to students being able to tell other students the answers to NAPLAN questions?

How can results be compared when some students are doing NAPLAN Online and other using pen and paper?

How is the school preparing my child for NAPLAN?

- We are preparing students for NAPLAN at school through good quality teaching.
- Children are engaged in test wiseness activities at school each day. The aim of these activities is for students to be familiar with test instructions and common forms of questions.

Test wiseness –knowing how the assessment works

Ensuring students are familiar with using devices, typing on them and navigating through programs is a part of student learning and a requirement of the Australian Curriculum from the first year at school.

How can I help my child prepare for NAPLAN?

- NAPLAN is not a test that can be studied for.
- ACARA does not recommend excessive preparation for NAPLAN or the use of services by coaching providers.
- Reassuring your child that NAPLAN is just one part of their school program.
- Reminding them on the day to simply try hard and do their best.
- Validate your child's feelings if they're feeling nervous, tell them that it's normal to feel a little nervous. Listen to any of their concerns.
- Give them some relaxation ideas: deep breaths.
- Make sure your child's sleeping and waking schedule is regular in the days leading up to and during the assessment period.

Above all have a positive view of NAPLAN

A positive caring attitude is the best thing you can do to support your child.

Public demonstration site

www.nap.edu.au

NAP
NATIONAL
ASSESSMENT
PROGRAM

acara
AUSTRALIAN CURRICULUM,
ASSESSMENT AND
REPORTING AUTHORITY

AC | Australian
CURRICULUM

My School[®]

[Home](#) [About](#) [NAPLAN](#) [NAPLAN Online](#) [NAP sample assessments](#) [Results and reports](#) [Resources](#) [Contacts](#)

[NAPLAN Online](#)

[NAPLAN Online](#)



[NAPLAN Online: public demonstration site »](#)

[Technical requirements](#)

[NAPLAN Online test window](#)

[Research and development](#)

Home » NAPLAN Online » NAPLAN Online » NAPLAN Online: public demonstration site

 PRINT PAGE  EMAIL PAGE


Public demonstration site

Students, teachers and parents can become familiar with NAPLAN Online by completing mini-tests available in our public demonstration site. The purpose of the site is to familiarise students with the type of items they will see on NAPLAN Online and related functionalities. This level of familiarisation is worthwhile to help students understand and be comfortable with the format of the test.

Mini-tests contain example questions to allow everyone to become familiar with the various types of features NAPLAN Online uses. For example, elements of the online tests include interactive navigation and features such as drag and drop.

There are also interaction tests, which walk students through how to interact with question types with additional supporting text, and accessible versions of the interaction tests which displays different types of questions based on adjustments that can be made for students with disability.

ACARA does not encourage students to study separately for NAPLAN Online and the public demonstration site is not designed to provide correct or incorrect answers or give feedback on individual performance.



Public demonstration site

What's new in the demonstration tests?

There is now a narrative task and a persuasive task for students to practise. Only one of these tasks will be tested in NAPLAN 2023, and this will be revealed on the day of the assessment.

Students will now start the conventions of language test with the spelling items and finish with the grammar and punctuation items.

There are now different narrator voices for the audio items. Some students may benefit from listening to the voice change from one item to another. They can do so by listening to the numeracy items or the audio dictation items in the conventions of language tests.

Year 3

Year 5

Year 7

Year 9

More information

- visit [Understanding online assessment](#)
- read about [Accessibility](#)
- see [FAQs](#).

Public demonstration site

00 : 39


Hours Mins

Hide time

Question 7 of 15

How long is the toy car in the picture below?

Use the online ruler to measure the length of the toy car.

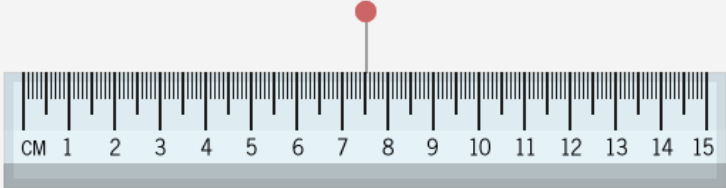


☐ 3 cm

☐ 4 cm

☐ 5 cm

☐ 6 cm




Back

Flag


Next

Public demonstration site



00:58
Hours Mins

Hide time

Question 15 of 15 

You have reached the end of the test.

To check your answers, click a question number below.

If you are ready to finish the test, click *Finish*.

Progress summary

 Show all	9 Answered	6 Not answered	0 Not read	 3 Flagged
--	-------------------	----------------	------------	---

Questions

Click a number to go to that question.

1 

2 

 3 

4 

5 

6

7

8

 9

 10

11

12

13

14

15

Reports from NAPLAN

On the 10th February 2023, education ministers agreed to change the reporting of NAPLAN results.

New proficiency standards across four levels of achievement for each year level will replace the previous 10 band structure.

Exceeding

Strong

Developing

Needs Additional Support

Where can I get more information?

For more information about NAPLAN:

- Visit nap.edu.au
- Contact your local test administration authority at nap.edu.au/TAA
- To learn how ACARA handles personal information for NAPLAN, visit nap.edu.au/naplanprivacy